


Order on-line at
www.datel.com

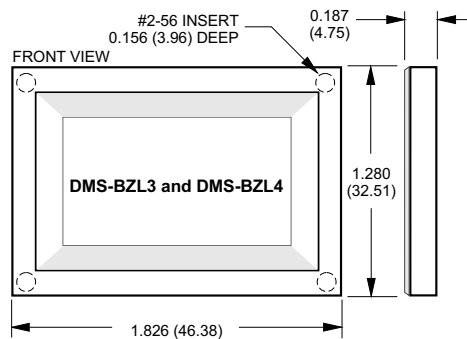
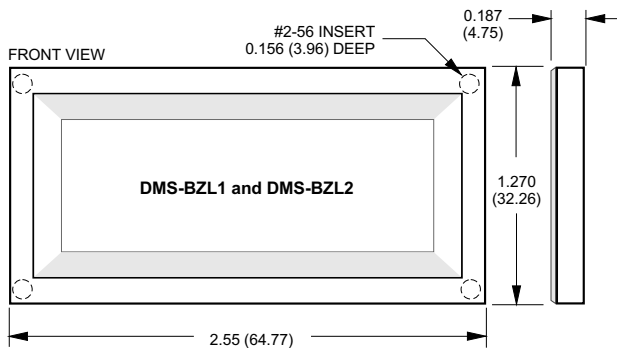


DMS-BZL Series Panel Mount Bezels for DMS Meters

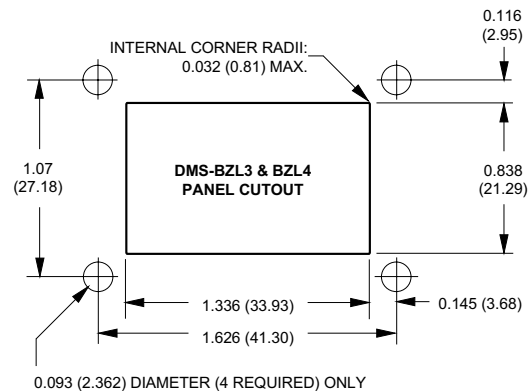
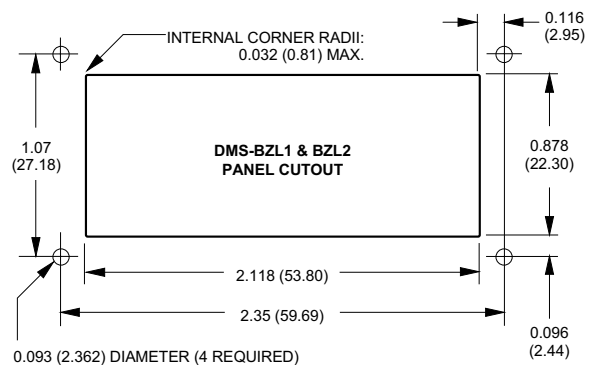
DMS-BZL Series bezel assemblies provide a secure, cosmetically-pleasing method for panel mounting all DMS-20, DMS-30, and DMS-40 digital panel meters. Four bezel assemblies are available: DMS-BZL1 and DMS-BZL2 (with sealing gasket) for all DMS-30 and DMS-40 Series meters; and DMS-BZL3 and DMS-BZL4 (with sealing gasket) for all DMS-20 Series meters.

All four bezels are made from rugged, black ABS plastic and are supplied with threaded metallic screws and inserts, ensuring a secure, vibration-resistant installation. Please refer to the individual product data sheets and Application Note 16, titled 'Typical Meter Installations', for more information.

Bezel Dimensions Front View



Recommended Drill and Panel Cutout



Mechanical Specifications (All four versions)

Material	UL 94V-0 ABS black plastic with four #2-56 threaded brass inserts
Screws	#2-56 thread, stainless steel, 0.187(4.75)L
*Max. Panel Thickness	0.125(3.16) with supplied screws
Operating Temperature	-40 to +75°C

* All four DMS-BZL Series bezel assemblies can be installed in panels up to 0.125 inches thick (3.16mm) with the factory supplied screws. Thicker panels can be accommodated by using longer user-supplied screws, which, when installed, do not exceed the brass insert's 0.156-inch (3.96mm) thread depth. Please note DMS brass retaining clips (supplied at no charge with most standard DMS Series meters) can not be used with DMS-BZL Series bezels.

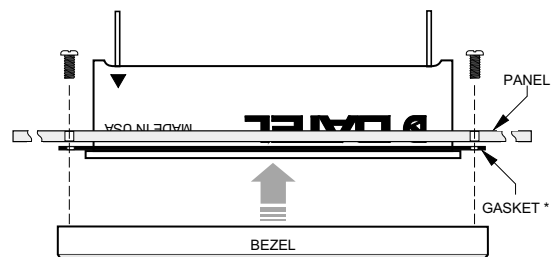
Ordering Information

DMS-BZL1	DMS-30/40 bezel assembly
DMS-BZL2	DMS-30/40 bezel assembly with EPDM rubber gasket
DMS-BZL3	DMS-20 bezel assembly
DMS-BZL4	DMS-20 bezel assembly with EPDM rubber gasket

Mechanical Dimensions:

Inches(mm) Tolerances: 2 PL DEC ± 0.02 (± 0.51) 3 PL DEC ± 0.010 (± 0.254)

Bezel Installation



* Sealing gasket is optional on DMS-BZL2 and DMS-BZL4