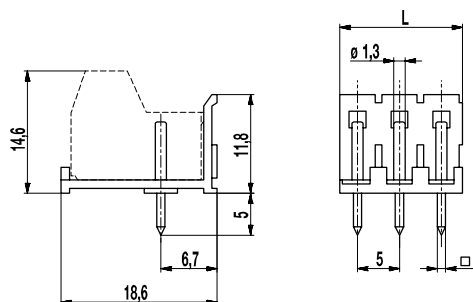


971-FBWP

Pin strip

Plug-in area \varnothing 1,3 mm, with locking plate



GENERAL INFORMATION

Pitch	5 mm
No. of poles	2 - 12
Usable with	plug connector 970-NFBW

TECHNICAL DATA

Overvoltage Category	III	III	II
Pollution Severity Level	3	2	2
Rated Voltage	160 V	160 V	320 V
Rated Impulse Voltage	2,5 kV	2,5 kV	2,5 kV
Rated Insulation Voltage	130 V acc. to EN 60998-1		
Rated Current	6 A		
Hole in PCB	\varnothing 1,6 mm		

APPROVALS

	Current [A]	Voltage [V]	Group	AWG	[Nm]
	20	300	B		
	10	300	D		
	20	300	B		
	10	300	D, E		

MATERIAL

Moulding	PA, grey, V-0
Comparative Tracking Index	CTI \geq 600
Insulating Group	I
Temperature Range	-40°C up to 100°C
Solder pin	\varnothing 1,3 mm (plug-in area) / 1,0 x 1,0 mm (soldering area); tin plated brass

OPTIONS / ACCESSORIES

- Pitch of 10 mm for larger clearance and creepage distances

CONFIGURATIONS

Poles	Part number	Article number	Length (L)	Packaging	PU
2	971-FBWP/02	32.893.412	10,00 mm	Box	200
3	971-FBWP/03	33.893.412	15,00 mm	Box	200
4	971-FBWP/04	34.893.412	20,00 mm	Box	100
5	971-FBWP/05	35.893.412	25,00 mm	Box	100
6	971-FBWP/06	36.893.412	30,00 mm	Box	100

